

System Reiner (SR)



LUBRITECH
Special Application Lubricants

Information

System Reiner – The versatile system for safe and clean lubrication of your machines

This system has been developed by FUCHS and consist of a special screw cartridge and grease gun. The system is particularly advantageous for lubrication of equipment in the food industry, but can also be used for other segments

Fördelar

- Clean to use
- Avoid fault lubrication
- Gives a solid high pressure
- Minimized likelihood of confusion
- Empty cartridges after usage

Fettsprutor

FUCHS LUBRICANTS SWEDEN AB provides two versions of grease guns where one is used with two hands and the other with one hand. The two-handed gives a pressure of 400 bar while the one-handed handle gives 150 bar.

601069055 EINHANDPRESSE SYSTEM REINER



800181718 HD-GREASE GUN CASSIDA




Products available in SR Cartridges in Nordic area

- GLEITMO WSP 5040
- RENOLIT CX-HT 2
- CEPLATTYN BL
- MEISSELPASTE
- RENOLIT HI-SPEED 2
- CASSIDA FM GREASE HD 2
- CASSIDA GREASE CLEAR 2
- CASSIDA GREASE EPS 2
- CASSIDA GREASE GTS 2
- CASSIDA GREASE GTM 2
- CASSIDA GREASE GTX 2
- CASSIDA GREASE HDS 2
- CASSIDA GREASE RLS 1
- CASSIDA GREASE RLS 2

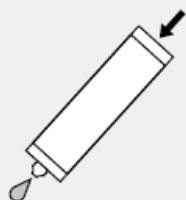
System Reiner (SR)



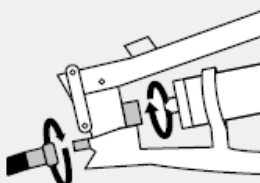
LUBRITECH
Special Application Lubricants



Twist off the screw cap from the cartridge.



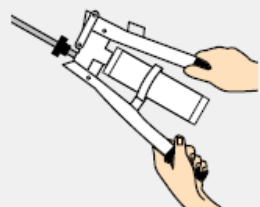
Due to the filling process a small quantity of air may be trapped in the area of the screw thread. Gently press the centre of the piston to push out this air in order to ensure that the lubricant reaches the pump unit sooner.



Attach the hose to the gun head. This design allows a maximum pressure of 400 bar and a lubricant quantity per stroke of approximately 1.5 cm³.

Screw in the cartridge up to the stop line. Operate the grease gun until lubricant appears at the end of the hose (3-5 strokes).

Now the grease gun is ready to use.



The grease gun should be opened smoothly and completely at each stroke. Depending on the temperature and type of lubricant grease, a short waiting time is recommended.

As soon as you feel a resistance when closing the grease gun its use can be continued.



You can check the lubricant level in the cartridge at any time (left: filled cartridge, right: completely empty cartridge).